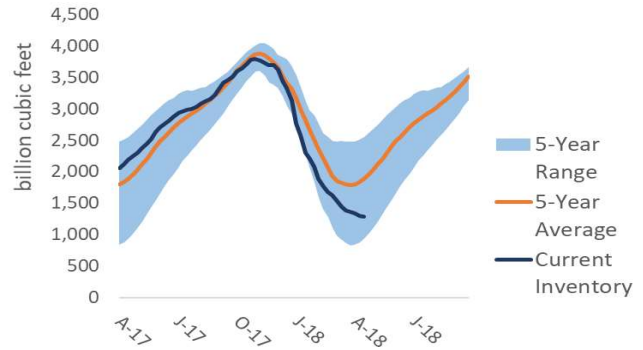


Natural Gas

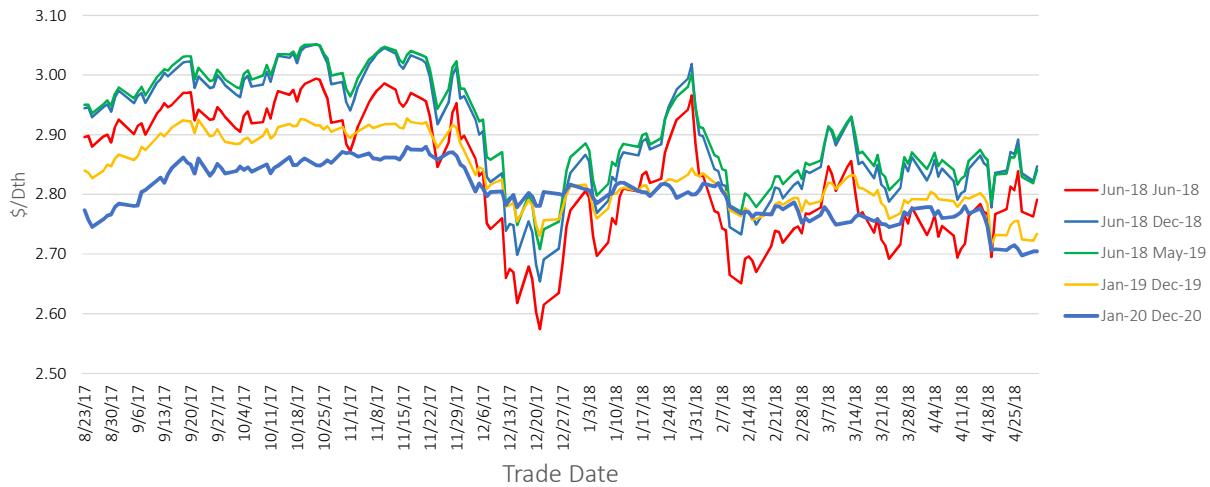
Wholesale Point: NYMEX Henry Hub
Trade Date: 5/1/18

Start	End	Current Market Prices (\$/Dth)		
		Current	Last Week	Last Month
Jun-18	Jun-18	2.791	2.813	2.745
Jun-18	Dec-18	2.847	2.871	2.837
Jun-18	May-19	2.841	2.862	2.855
Jan-19	Dec-19	2.734	2.748	2.804
Jan-20	Dec-20	2.704	2.712	2.779

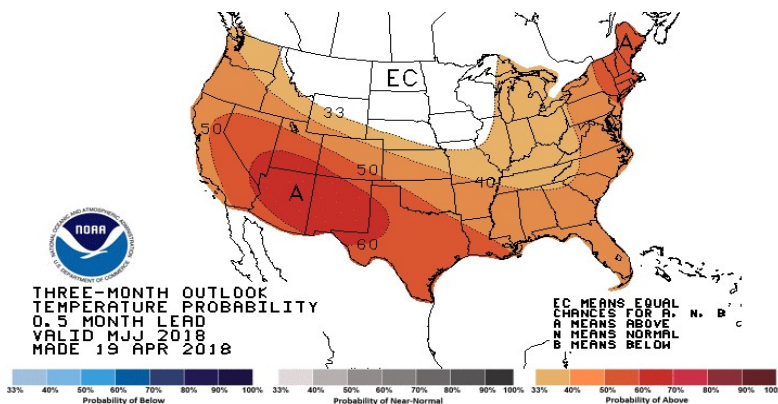
Working Gas in Storage (EIA)



NYMEX Wholesale Natural Gas Price Strips



3 Month Weather Outlook



Future Contract Term Pricing (\$/Dth)

Start Month	Term (Months)	Price (\$/Dth)
Jun-18	12	2.841
Jun-18	24	2.773
Jun-18	36	2.753
Oct-18	12	2.774
Oct-18	24	2.739
Oct-18	36	2.733
Jan-19	12	2.734
Jan-19	24	2.719
Jan-19	36	2.723
Apr-19	12	2.708
Apr-19	24	2.708
Apr-19	36	2.720

Pricing in this report is indicative and does not reflect an offer to sell. Please contact PRX Energy for price quotes in your area.