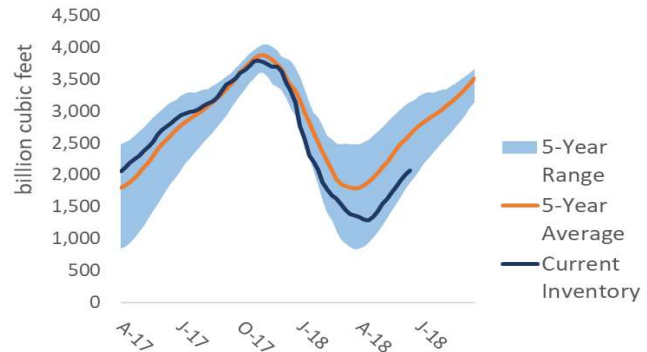


Natural Gas

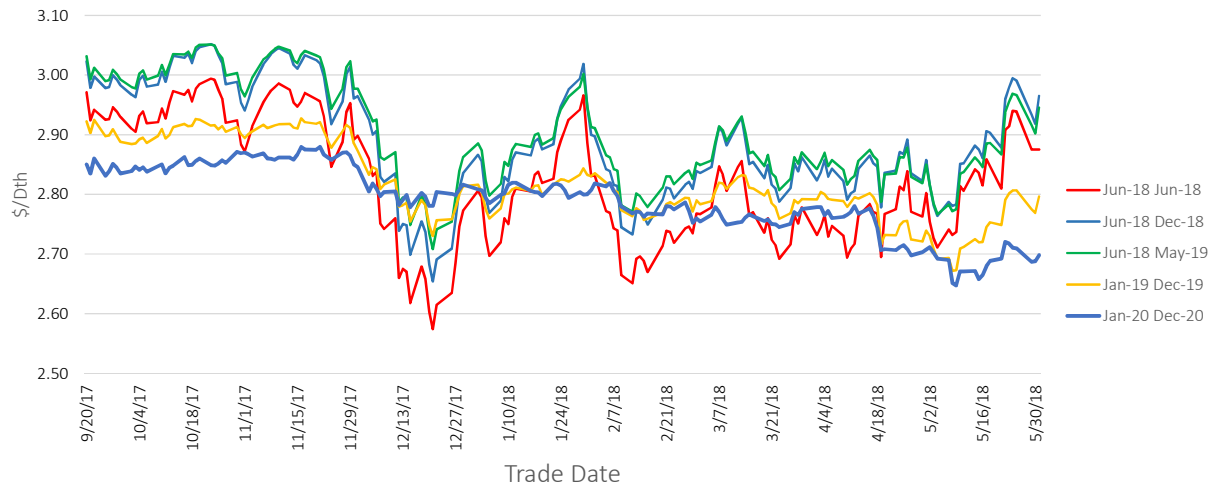
Wholesale Point: NYMEX Henry Hub
Trade Date: 6/29/18

Start	End	Current Market Prices (\$/Dth)		
		Current	Last Week	Last Month
Jun-18	Jun-18	2.875	2.875	2.875
Jun-18	Dec-18	2.943	2.950	2.974
Jun-18	May-19	2.928	2.939	2.956
Jan-19	Dec-19	2.803	2.808	2.809
Jan-20	Dec-20	2.680	2.678	2.708

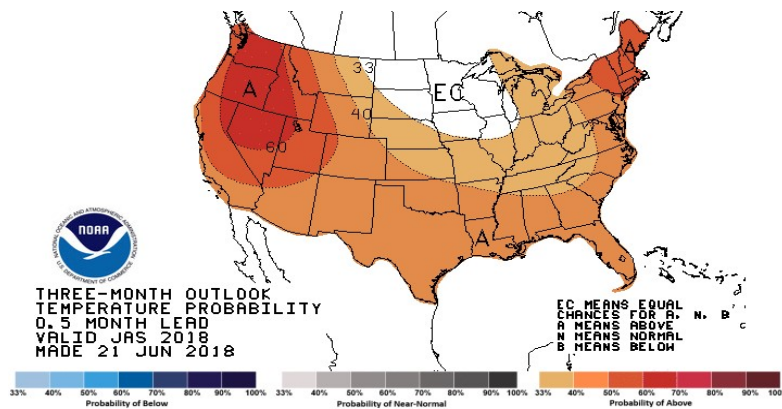
Working Gas in Storage (EIA)



NYMEX Wholesale Natural Gas Price Strips



3 Month Weather Outlook



Future Contract Term Pricing (\$/Dth)

Start Month	Term (Months)	Price (\$/Dth)
Jun-18	12	2.928
Jun-18	24	2.838
Jun-18	36	2.774
Oct-18	12	2.849
Oct-18	24	2.779
Oct-18	36	2.731
Jan-19	12	2.803
Jan-19	24	2.742
Jan-19	36	2.706
Apr-19	12	2.766
Apr-19	24	2.710
Apr-19	36	2.686

Pricing in this report is indicative and does not reflect an offer to sell. Please contact PRX Energy for price quotes in your area.