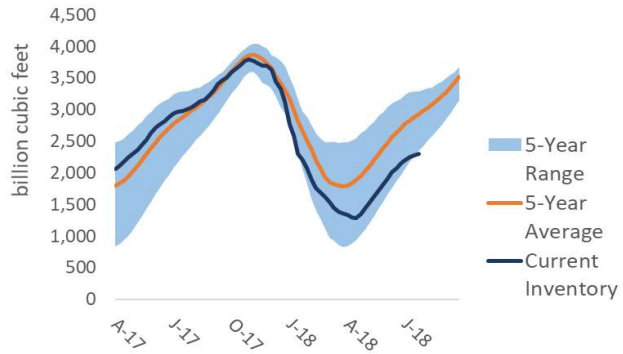


## Natural Gas

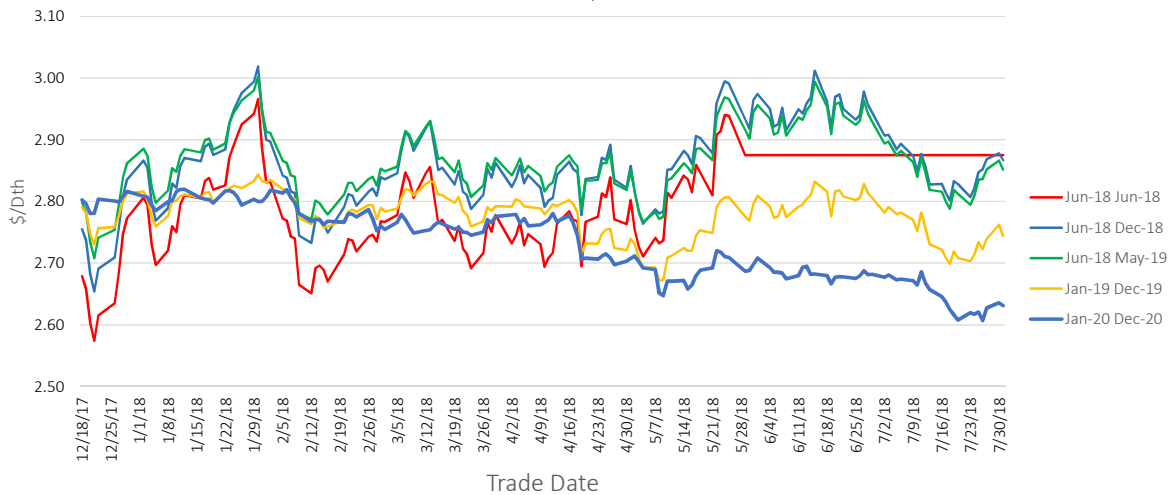
Wholesale Point: NYMEX Henry Hub  
Trade Date: 7/31/18

Start	End	Current Market Prices (\$/Dth)		
		Current	Last Week	Last Month
Jun-18	Jun-18	2.875	2.875	2.875
Jun-18	Dec-18	2.867	2.822	2.908
Jun-18	May-19	2.852	2.810	2.897
Jan-19	Dec-19	2.744	2.714	2.791
Jan-20	Dec-20	2.631	2.617	2.681

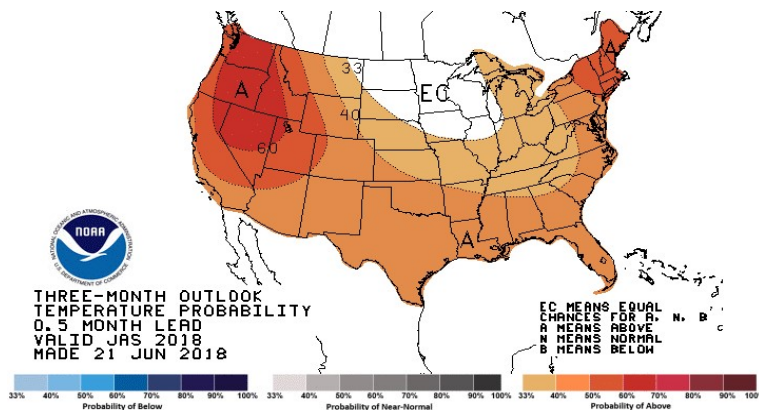
### Working Gas in Storage (EIA)



### NYMEX Wholesale Natural Gas Price Strips



### 3 Month Weather Outlook



### Future Contract Term Pricing (\$/Dth)

Start Month	Term (Months)	Price (\$/Dth)
Jun-18	12	2.909
Jun-18	24	2.813
Jun-18	36	2.736
Oct-18	12	2.834
Oct-18	24	2.749
Oct-18	36	2.689
Jan-19	12	2.785
Jan-19	24	2.705
Jan-19	36	2.659
Apr-19	12	2.743
Apr-19	24	2.667
Apr-19	36	2.636

Pricing in this report is indicative and does not reflect an offer to sell. Please contact PRX Energy for price quotes in your area.