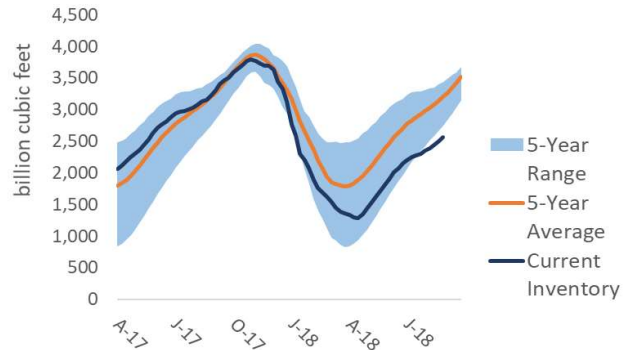


Natural Gas

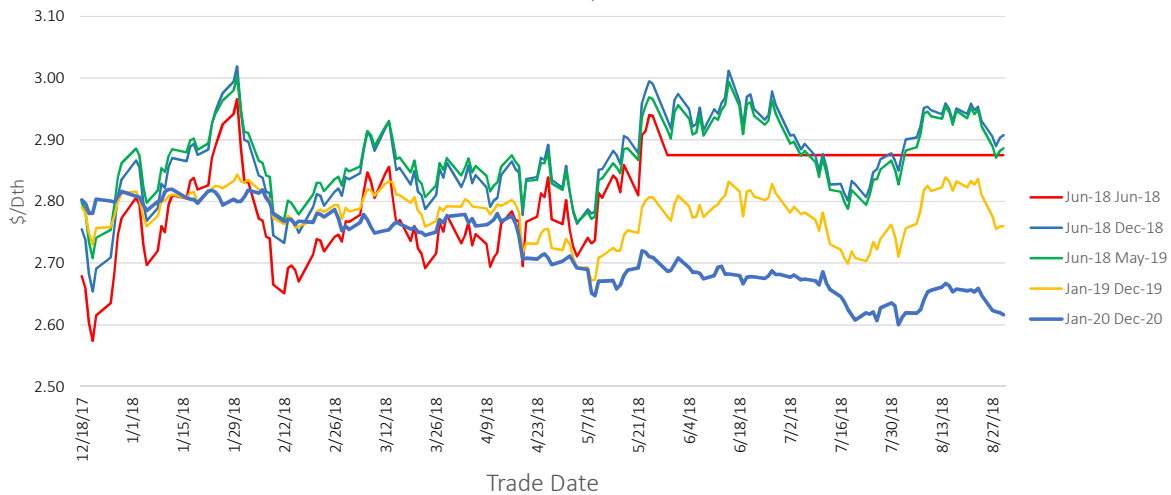
Wholesale Point: NYMEX Henry Hub
Trade Date: 8/31/18

Start	End	Current Market Prices (\$/Dth)		
		Current	Last Week	Last Month
Jun-18	Jun-18	2.875	2.875	2.875
Jun-18	Dec-18	2.925	2.930	2.901
Jun-18	May-19	2.910	2.922	2.883
Jan-19	Dec-19	2.787	2.811	2.756
Jan-20	Dec-20	2.636	2.648	2.619

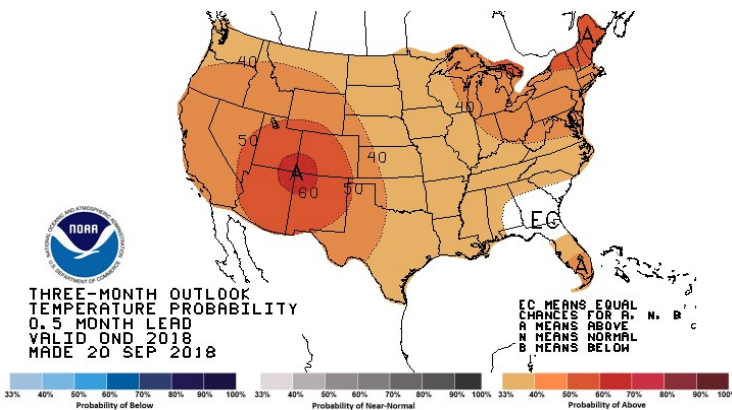
Working Gas in Storage (EIA)



NYMEX Wholesale Natural Gas Price Strips



3 Month Weather Outlook



Future Contract Term Pricing (\$/Dth)

Start Month	Term (Months)	Price (\$/Dth)
Jun-18	12	2.910
Jun-18	24	2.816
Jun-18	36	2.742
Oct-18	12	2.837
Oct-18	24	2.754
Oct-18	36	2.695
Jan-19	12	2.787
Jan-19	24	2.712
Jan-19	36	2.664
Apr-19	12	2.746
Apr-19	24	2.676
Apr-19	36	2.639

Pricing in this report is indicative and does not reflect an offer to sell. Please contact PRX Energy for price quotes in your area.