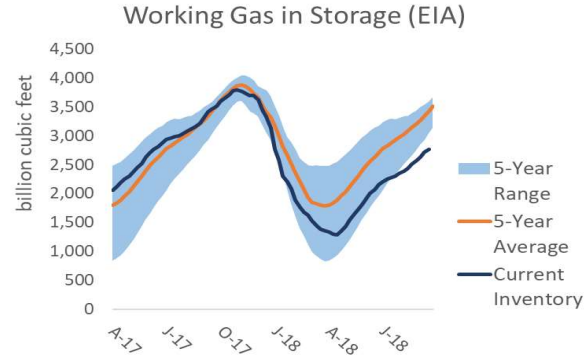


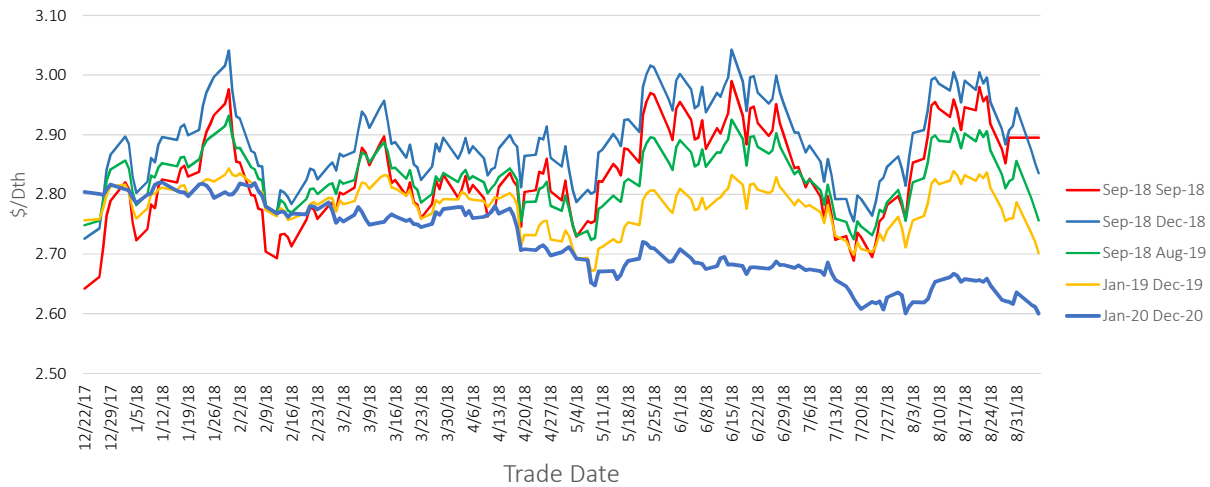
## Natural Gas

Wholesale Point: NYMEX Henry Hub  
Trade Date: 9/28/18

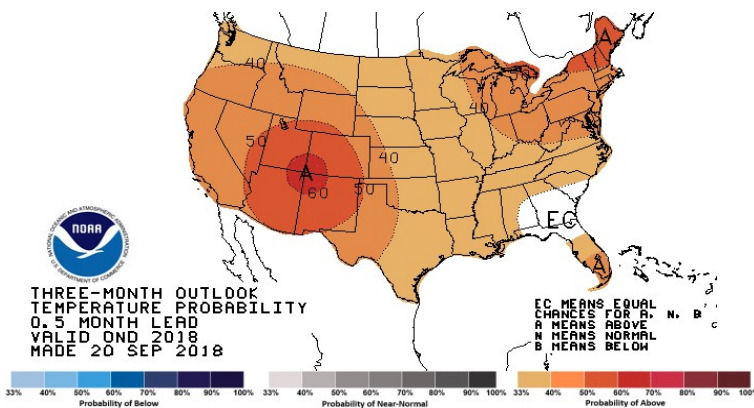
Start	End	Current Market Prices (\$/Dth)		
		Current	Last Week	Last Month
Sep-18	Sep-18	2.895	2.895	2.895
Sep-18	Dec-18	3.004	2.973	2.945
Sep-18	Aug-19	2.871	2.852	2.856
Jan-19	Dec-19	2.779	2.766	2.787
Jan-20	Dec-20	2.645	2.636	2.636



NYMEX Wholesale Natural Gas Price Strips



3 Month Weather Outlook



Future Contract Term Pricing (\$/Dth)

Start Month	Term (Months)	Price (\$/Dth)
Jun-18	12	2.826
Jun-18	24	2.743
Jun-18	36	2.687
Oct-18	12	2.730
Oct-18	24	2.677
Oct-18	36	2.639
Jan-19	12	2.700
Jan-19	24	2.650
Jan-19	36	2.620
Apr-19	12	2.677
Apr-19	24	2.629
Apr-19	36	2.606

Pricing in this report is indicative and does not reflect an offer to sell. Please contact PRX Energy for price quotes in your area.