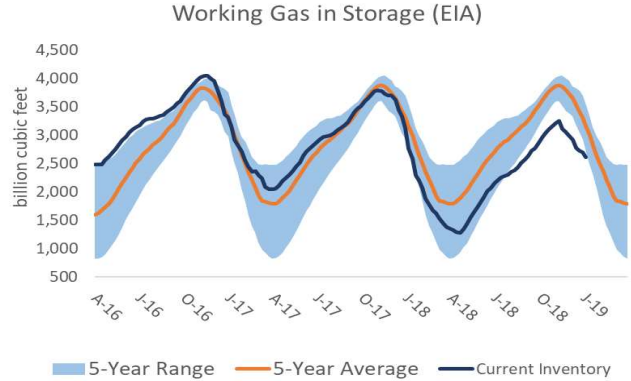


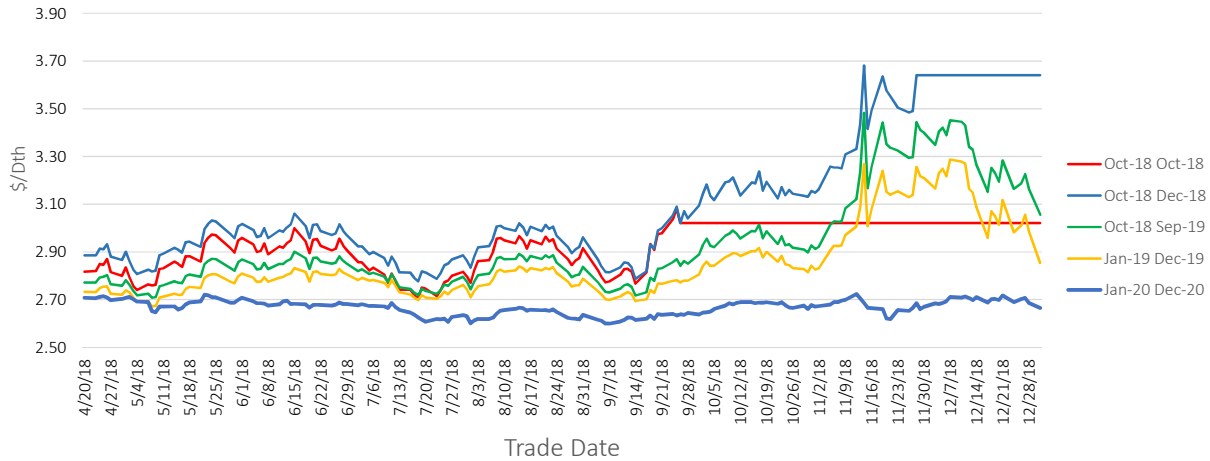
Natural Gas

Wholesale Point: NYMEX Henry Hub
Trade Date: 10/31/18

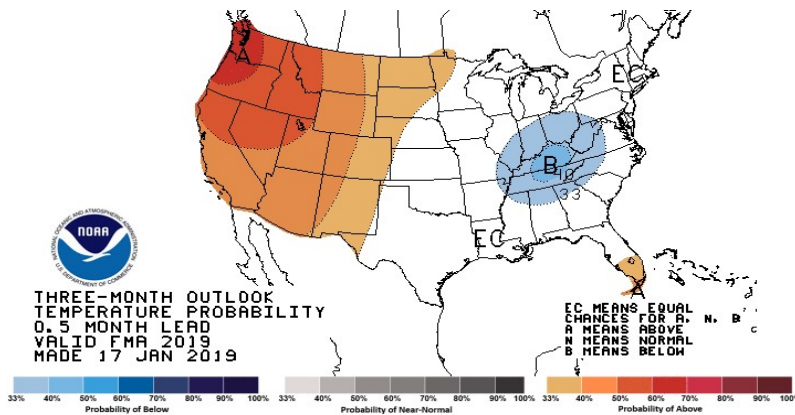
Start	End	Current Market Prices (\$/Dth)		
		Current	Last Week	Last Month
Oct-18	Oct-18	3.021	3.021	3.021
Oct-18	Dec-18	3.156	3.138	3.183
Oct-18	Sep-19	2.927	2.928	2.955
Jan-19	Dec-19	2.842	2.848	2.859
Jan-20	Dec-20	2.678	2.676	2.647



NYMEX Wholesale Natural Gas Price Strips



3 Month Weather Outlook



Future Contract Term Pricing (\$/Dth)

Start Month	Term (Months)	Price (\$/Dth)
Oct-18	12	3.020
Oct-18	24	2.840
Oct-18	36	2.756
Jan-19	12	2.801
Jan-19	24	2.712
Jan-19	36	2.672
Jan-20	12	2.623
Jan-20	24	2.608
Jan-20	36	2.621
Jan-21	12	2.594
Jan-21	24	2.619
Jan-21	36	2.648

Pricing in this report is indicative and does not reflect an offer to sell. Please contact PRX Energy for price quotes in your area.