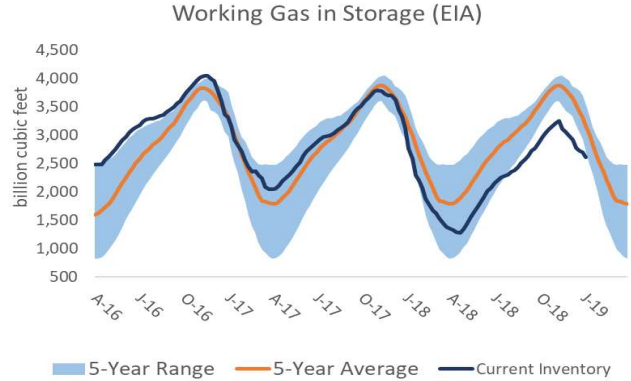


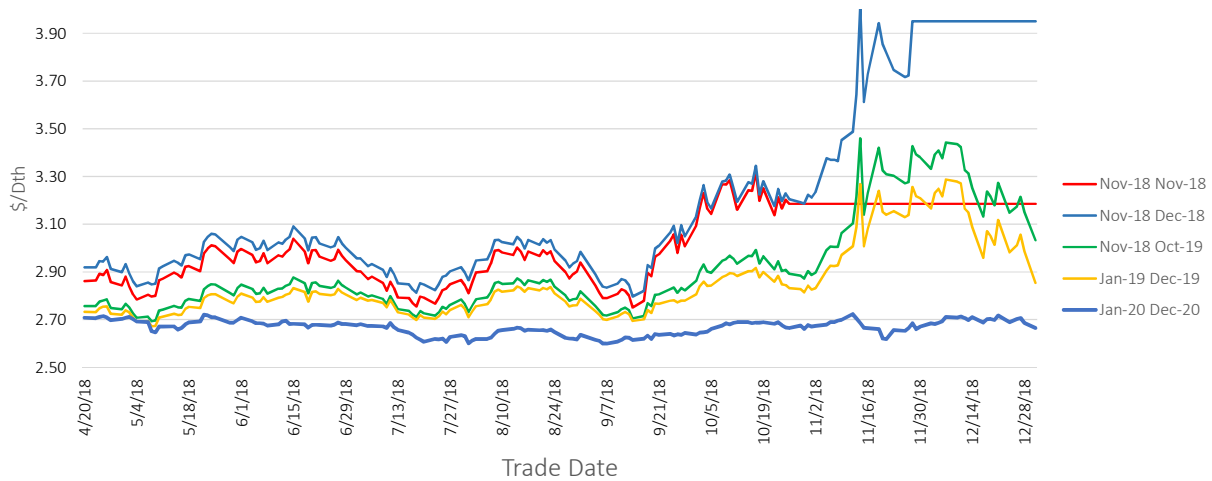
Natural Gas

Wholesale Point: NYMEX Henry Hub
Trade Date: 11/30/18

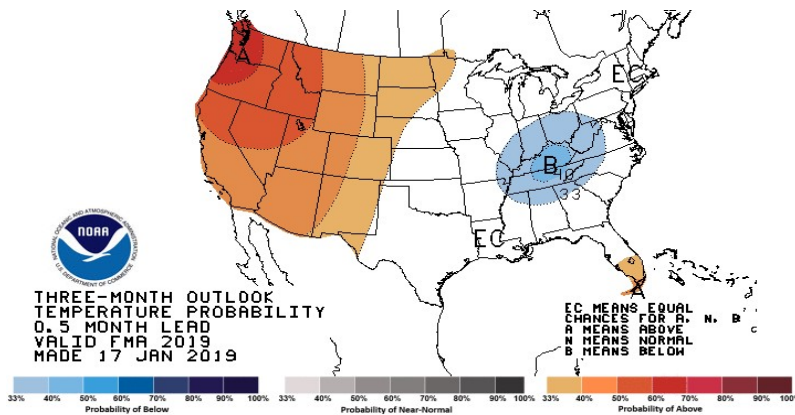
Start	End	Current Market Prices (\$/Dth)		
		Current	Last Week	Last Month
Nov-18	Nov-18	3.185	3.185	3.185
Nov-18	Dec-18	3.950	3.747	3.235
Nov-18	Oct-19	3.381	3.303	2.897
Jan-19	Dec-19	3.210	3.155	2.832
Jan-20	Dec-20	2.670	2.656	2.673



NYMEX Wholesale Natural Gas Price Strips



3 Month Weather Outlook



Future Contract Term Pricing (\$/Dth)

Start Month	Term (Months)	Price (\$/Dth)
Nov-18	12	2.992
Nov-18	24	2.819
Nov-18	36	2.742
Jan-19	12	2.801
Jan-19	24	2.712
Jan-19	36	2.672
Jan-20	12	2.623
Jan-20	24	2.608
Jan-20	36	2.621
Jan-21	12	2.594
Jan-21	24	2.619
Jan-21	36	2.648

Pricing in this report is indicative and does not reflect an offer to sell. Please contact PRX Energy for price quotes in your area.