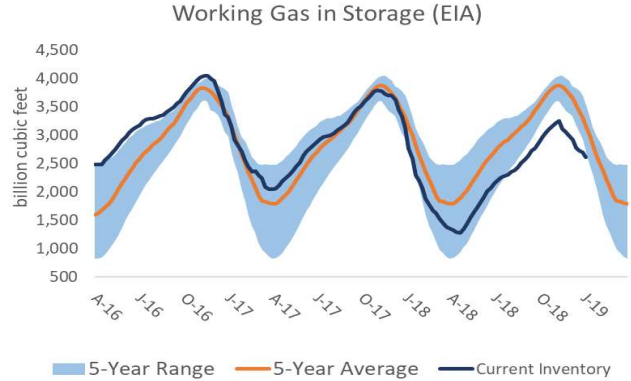


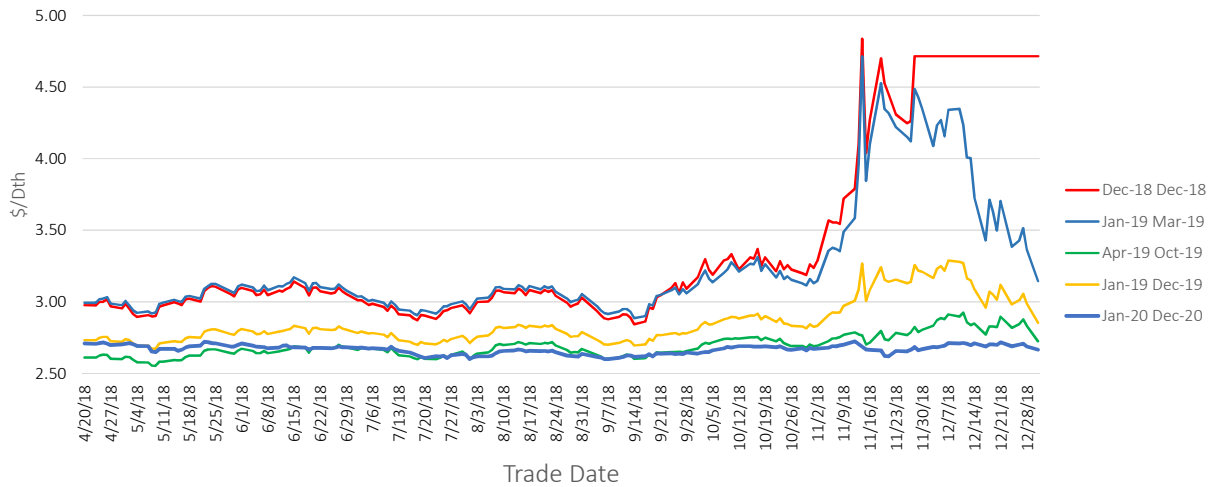
Natural Gas

Wholesale Point: NYMEX Henry Hub
Trade Date: 12/31/18

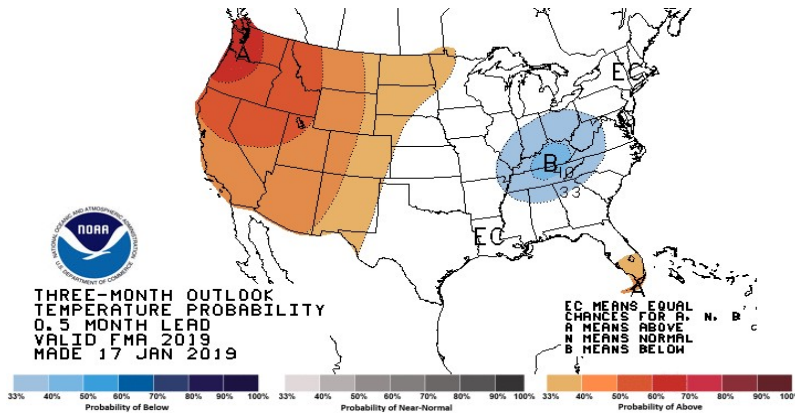
Start	End	Current Market Prices (\$/Dth)		
		Current	Last Week	Last Month
Dec-18	Dec-18	4.715	4.715	4.715
Jan-19	Mar-19	3.144	3.384	4.088
Apr-19	Oct-19	2.724	2.818	2.832
Jan-19	Dec-19	2.854	2.982	3.166
Jan-20	Dec-20	2.665	2.689	2.684



NYMEX Wholesale Natural Gas Price Strips



3 Month Weather Outlook



Future Contract Term Pricing (\$/Dth)

Start Month	Term (Months)	Price (\$/Dth)
Dec-19	12	2.633
Dec-19	24	2.612
Dec-19	36	2.623
Jan-19	12	2.801
Jan-19	24	2.712
Jan-19	36	2.672
Jan-20	12	2.623
Jan-20	24	2.608
Jan-20	36	2.621
Jan-21	12	2.594
Jan-21	24	2.619
Jan-21	36	2.648

Pricing in this report is indicative and does not reflect an offer to sell. Please contact PRX Energy for price quotes in your area.