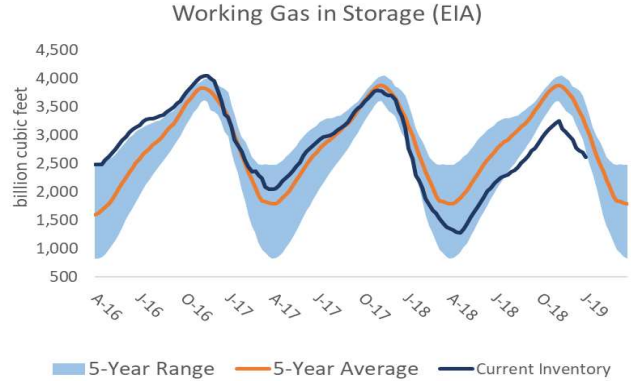


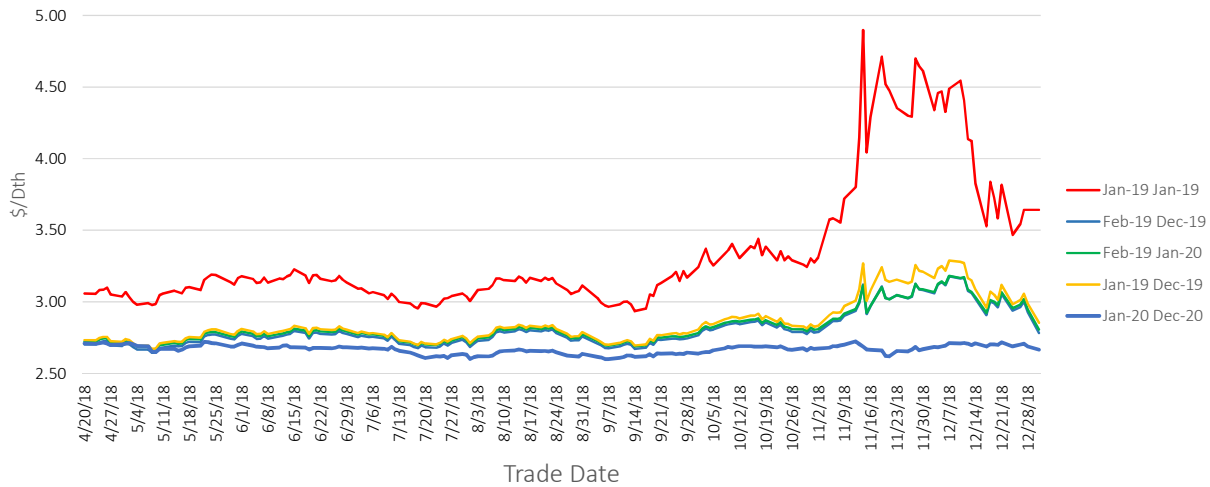
Natural Gas

Wholesale Point: NYMEX Henry Hub
Trade Date: 1/25/19

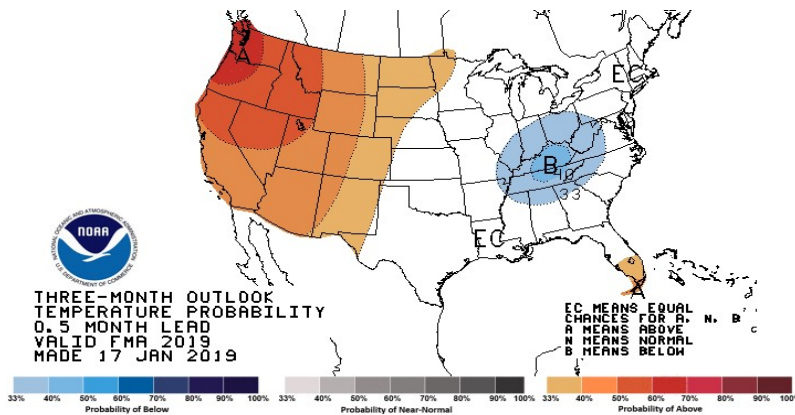
Start	End	Current Market Prices (\$/Dth)		
		Current	Last Week	Last Month
Jan-19	Jan-19	3.642	3.642	3.642
Feb-19	Dec-19	2.970	3.015	2.927
Feb-19	Jan-20	2.992	3.033	2.946
Jan-19	Dec-19	3.026	3.067	2.987
Jan-20	Dec-20	2.760	2.750	2.687



NYMEX Wholesale Natural Gas Price Strips



3 Month Weather Outlook



Future Contract Term Pricing (\$/Dth)

Start Month	Term (Months)	Price (\$/Dth)
Jan-19	12	2.801
Jan-19	24	2.712
Jan-19	36	2.672
Jan-20	12	2.623
Jan-20	24	2.608
Jan-20	36	2.621
Jan-21	12	2.594
Jan-21	24	2.619
Jan-21	36	2.648
Jan-22	12	2.645
Jan-22	24	2.675
Jan-22	36	2.715

Pricing in this report is indicative and does not reflect an offer to sell. Please contact PRX Energy for price quotes in your area.