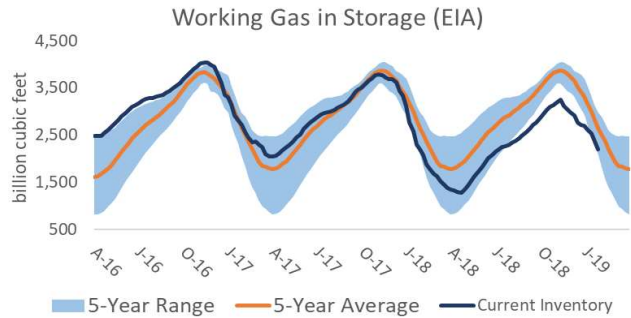


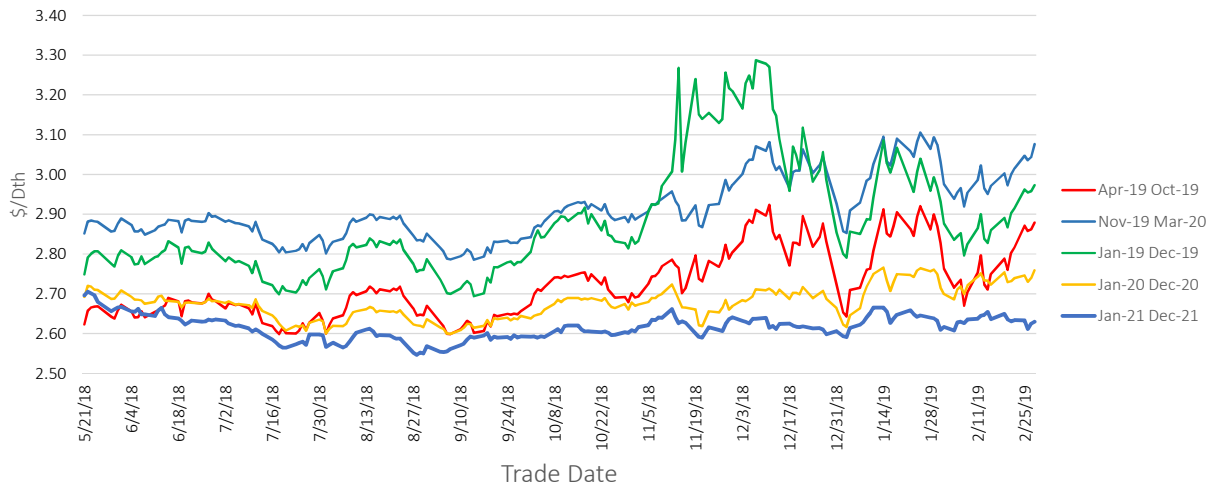
Natural Gas

Wholesale Point: NYMEX Henry Hub
Trade Date: 2/28/19

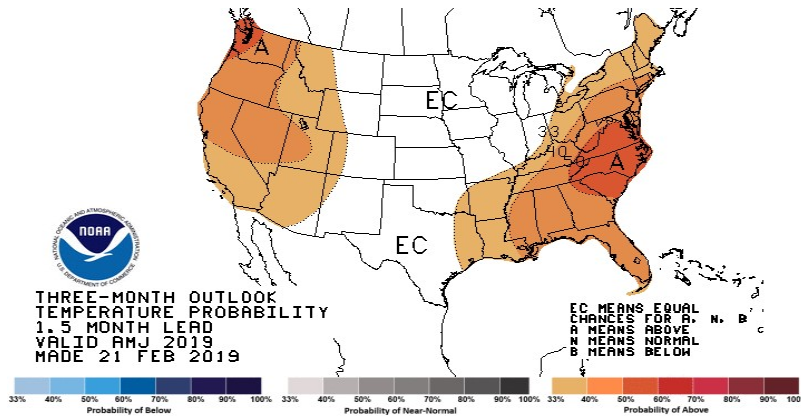
Start	End	Current Market Prices (\$/Dth)		
		Current	Last Week	Last Month
Apr-19	Oct-19	2.879	2.803	2.827
Nov-19	Mar-20	3.076	3.000	3.032
Jan-19	Dec-19	2.973	2.902	2.932
Jan-20	Dec-20	2.759	2.732	2.716
Jan-21	Dec-21	2.630	2.631	2.610



NYMEX Wholesale Natural Gas Price Strips



3 Month Weather Outlook



Future Contract Term Pricing (\$/Dth)

Start Month	Term (Months)	Price (\$/Dth)
Dec-19	12	2.715
Dec-19	24	2.666
Dec-19	36	2.658
Jan-19	12	2.877
Jan-19	24	2.788
Jan-19	36	2.731
Jan-20	12	2.699
Jan-20	24	2.658
Jan-20	36	2.653
Jan-21	12	2.616
Jan-21	24	2.630
Jan-21	36	2.657

Pricing in this report is indicative and does not reflect an offer to sell. Please contact PRX Energy for price quotes in your area.