

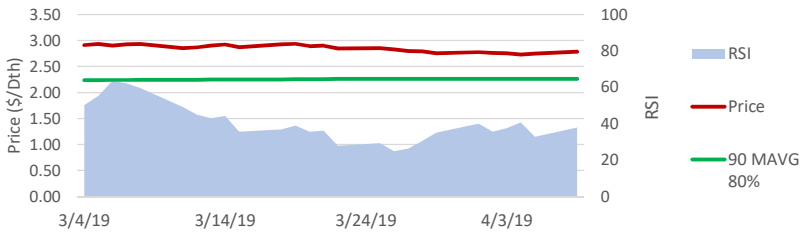
## Natural Gas

Wholesale Point: NYMEX Henry Hub  
Trade Date: 4/8/19

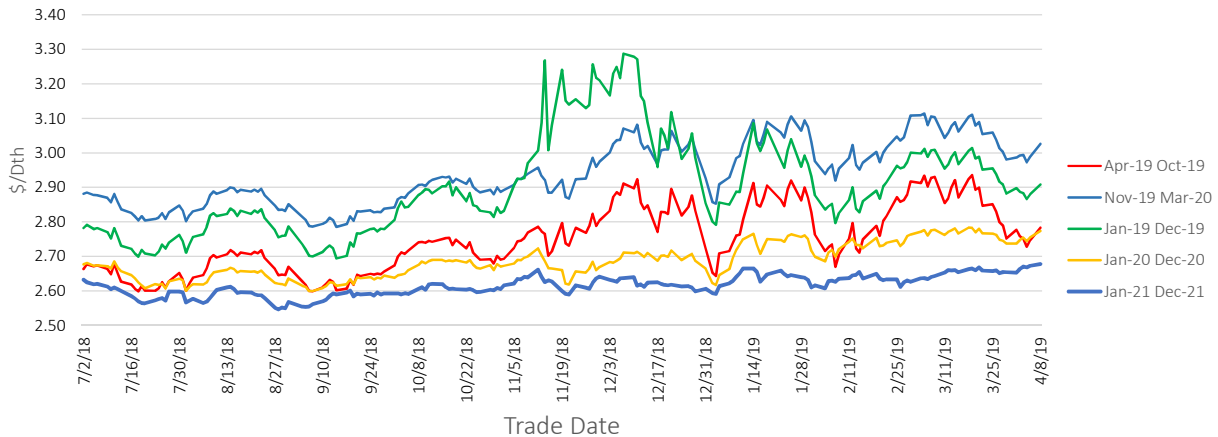
### Technical Indicator Buy/Wait Sentiment Triggers

Current price below 80% of the 90 Moving Average (90 MAVG)  
Relative Strength Indicator (RSI) Below 40 when 90 MAVG is also triggered  
RSI below 30 when 90 MAVG is not triggered

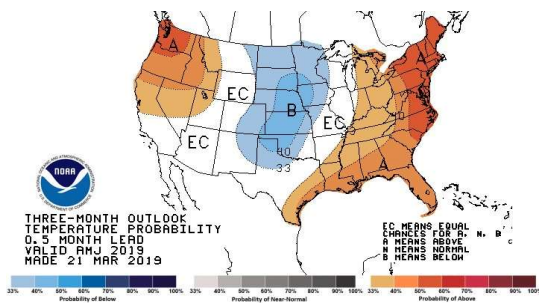
Start	End	Current Market Prices (\$/Dth)			Technical Indicators			Future Contract Term Pricing (\$/Dth)		
		Current	Last Week	Last Month	90 MAVG	RSI	Sentiment	Start Month	Term (Months)	Price (\$/Dth)
Apr-19	Oct-19	2.783	2.777	2.854	2.260	37.909	Wait	Dec-19	12	2.788
Nov-19	Mar-20	3.026	2.986	3.043	2.418	30.086	Wait	Dec-19	24	2.721
Jan-19	Dec-19	2.908	2.898	2.954	2.380	38.116	Wait	Dec-19	36	2.704
Jan-20	Dec-20	2.774	2.737	2.762	2.184	60.115	Wait	Jan-19	12	2.967
Jan-21	Dec-21	2.678	2.653	2.653	2.110	61.669	Wait	Jan-19	24	2.867
								Jan-19	36	2.796
								Jan-20	12	2.766
								Jan-20	24	2.710
								Jan-20	36	2.697
								Jan-21	12	2.654
								Jan-21	24	2.662
								Jan-21	36	2.696



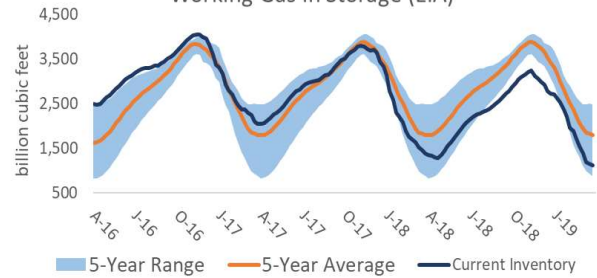
### NYMEX Wholesale Natural Gas Price Strips



### 3-Month Temperature Projections



### Working Gas in Storage (EIA)



Pricing in this report is indicative and does not reflect an offer to sell. Please contact PRX Energy for price quotes in your area.