

Natural Gas

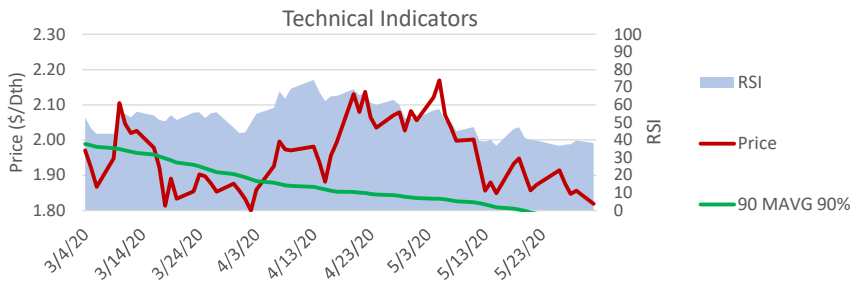
Wholesale Point: PJM West Hub - Symbol NG / XPG
Trade Date: 5/29/20

NYMEX Henry Hub

Technical Indicator Buy Sentiment Triggers

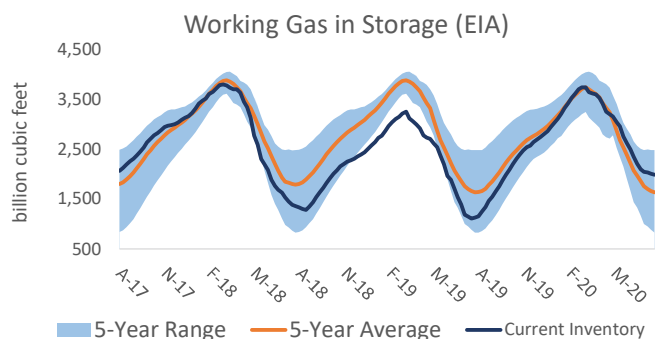
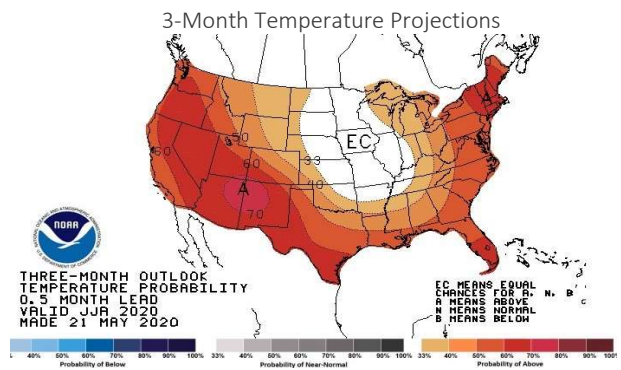
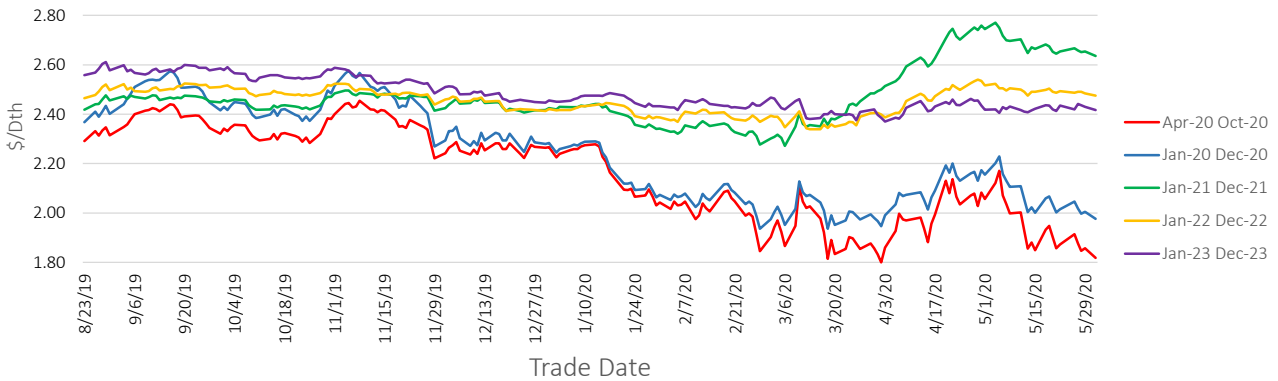
Current price below 90% of the 90 Moving Average (90 MAVG 90%)
Relative Strength Indicator (RSI) Below 40 when 90 MAVG 90% is also triggered
RSI below 30 when 90 MAVG 90% is not triggered

Start	End	Current Market Prices (\$/Dth)			Technical Indicators			Future Contract Term Pricing (\$/Dth)		
		Current	Last Week	Last Month	90 MAVG	RSI	Sentiment	Start Month	Term (Months)	Price (\$/Dth)
Apr-20	Oct-20	1.856	1.872	2.056	1.576	39.687	Wait	Dec-19	12	2.096
Jan-20	Dec-20	2.004	2.016	2.155	1.645	39.610	Wait	Dec-19	24	2.402
Jan-21	Dec-21	2.653	2.654	2.745	2.001	49.295	Wait	Dec-19	36	2.438
Jan-22	Dec-22	2.484	2.493	2.516	1.944	52.078	Wait	Jan-19	12	2.628
Jan-23	Dec-23	2.430	2.435	2.418	1.940	62.064	Wait	Jan-19	24	2.379
								Jan-19	36	2.486
								Jan-20	12	2.131
								Jan-20	24	2.415
								Jan-20	36	2.442
								Jan-21	12	2.700
								Jan-21	24	2.598
								Jan-21	36	2.539



Start Month	Term (Months)	Price (\$/Dth)
Dec-19	12	2.096
Dec-19	24	2.402
Dec-19	36	2.438
Jan-19	12	2.628
Jan-19	24	2.379
Jan-19	36	2.486
Jan-20	12	2.131
Jan-20	24	2.415
Jan-20	36	2.442
Jan-21	12	2.700
Jan-21	24	2.598
Jan-21	36	2.539

NYMEX Wholesale Natural Gas Price Strips



Pricing in this report is indicative and does not reflect an offer to sell. Please contact PRX Energy for price quotes in your area.